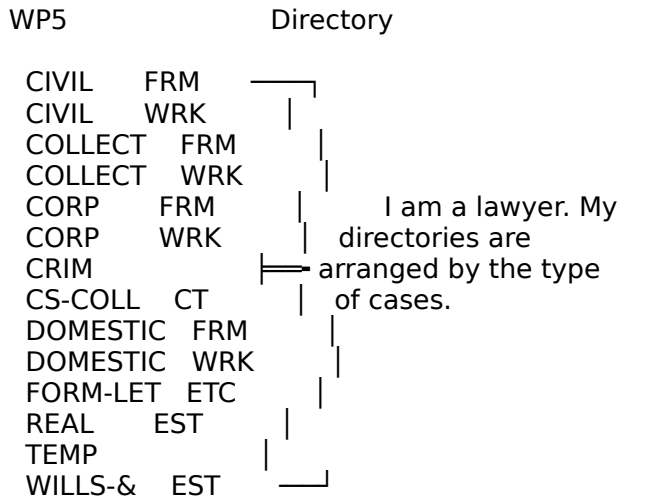


ORGANIZING YOUR WORDPERFECT SUB-DIRECTORY

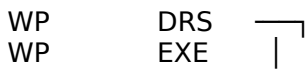
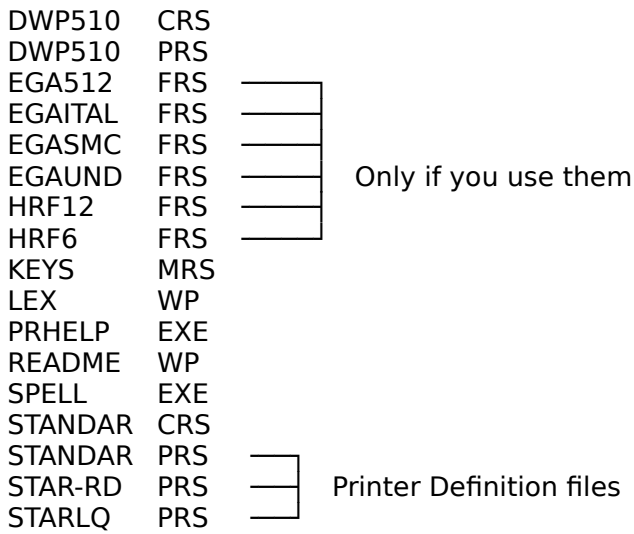
Many people have asked me the best way to organize their WP sub-directory. Although I do not have a "best" structure, I will share mine. Notice that there are no files in the main sub-directory, a far cry from the WP install:



WP-GRAPH Directory
 Contains *.WPG, unused *.FRS and unused *.FRS files.

WP-LEARN Directory 1-10-1989 6:50p
 Contains all of LEARN diskette.

WP-MISC FIL Directory 1-10-1989 6:52p
 Contains the following files:



6 - Style Library Filename C:\WP5\WPMACROS\LIBRARY.STY

7 - Supplementary Dictionary(s) C:\WP5\WP-MISC.FIL

8 - Thesaurus C:\WP5\WP-MISC.FIL

My initial code screen looks like this

Press Exit when done Ln 1 Pos 10

⌘	^^	
---	----	--

[T/B Mar:0,12][Hyph On][Just Off][W/O On][Par Num Def]

The SETUP macro referred to in the WPMAC501.DOC file goes into more detail.

Hope this helps!

Alan Kaplan

rev 1/89